

Delta Spinners Limited
Provisional Consolidated Statement of Financial Position
as at 31st March, 2023


Particulars	Tk. In lacs.			
	Consolidated		The Company	
	31.03.2023	30.06.2022	31.03.2023	30.06.2022
Property Plant & Equipment	18,482.07	19,114.05	17,013.03	17,645.01
Investment	83.27	83.27	1,523.27	1,523.27
Non-Current Assets	18,565.34	19,197.32	18,536.30	19,168.28
Current Assets	21,379.52	20,975.67	21,359.36	20,955.51
Total Assets	39,944.86	40,172.99	39,895.66	40,123.79
Share Capital	16,648.20	16,648.20	16,648.20	16,648.20
Revaluation Reserve	2,779.48	2,866.64	2,779.48	2,866.64
Retained Earnings	2,570.74	2,537.35	2,553.59	2,520.20
Shareholders' Equity	21,998.42	22,052.19	21,981.27	22,035.04
Non-Controlling Interest	24.37	24.37	-	-
Total Equity	22,022.79	22,076.56	21,981.27	22,035.04
Non-Current Liabilities	7,038.94	7,107.64	7,038.94	7,107.64
Current Liabilities	10,883.13	10,988.79	10,875.45	10,981.11
Total Liabilities	17,922.07	18,096.43	17,914.39	18,088.75
Total Equity & Liabilities	39,944.86	40,172.99	39,895.66	40,123.79
NAV Per Share (Including Revaluation)	13.21	13.25	13.20	13.24


Dividend Payment Schedule:

Opening Balance	90.32	164.53	90.32	164.53
Less: Transferred to CMSF	-	(4.57)	-	(4.57)
Less: Paid during the year	(2.47)	(69.64)	(2.47)	(69.64)
Unpaid Dividend to the Directors	87.85	90.32	87.85	90.32


Calculation of Net Asset Value Per Share:

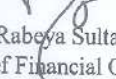
Share Capital	16,648.20	16,648.20	16,648.20	16,648.20
Revaluation Reserve	2,779.48	2,866.64	2,779.48	2,866.64
Retained Earnings	2,570.74	2,537.35	2,553.59	2,520.20
Shareholders' Equity	21,998.42	22,052.19	21,981.27	22,035.04
Divided by Number of shares	1,664.82	1,664.82	1,664.82	1,664.82
NAV Per Share (Including Revaluation)	13.21	13.25	13.20	13.24


R.A. Howlader
Chairman


Mostafa Jamal Haider
Managing Director


Dina Jabin
Director


Masudur Rahman
Executive Director and
Company Secretary


Rabeya Sultana
Chief Financial Officer